

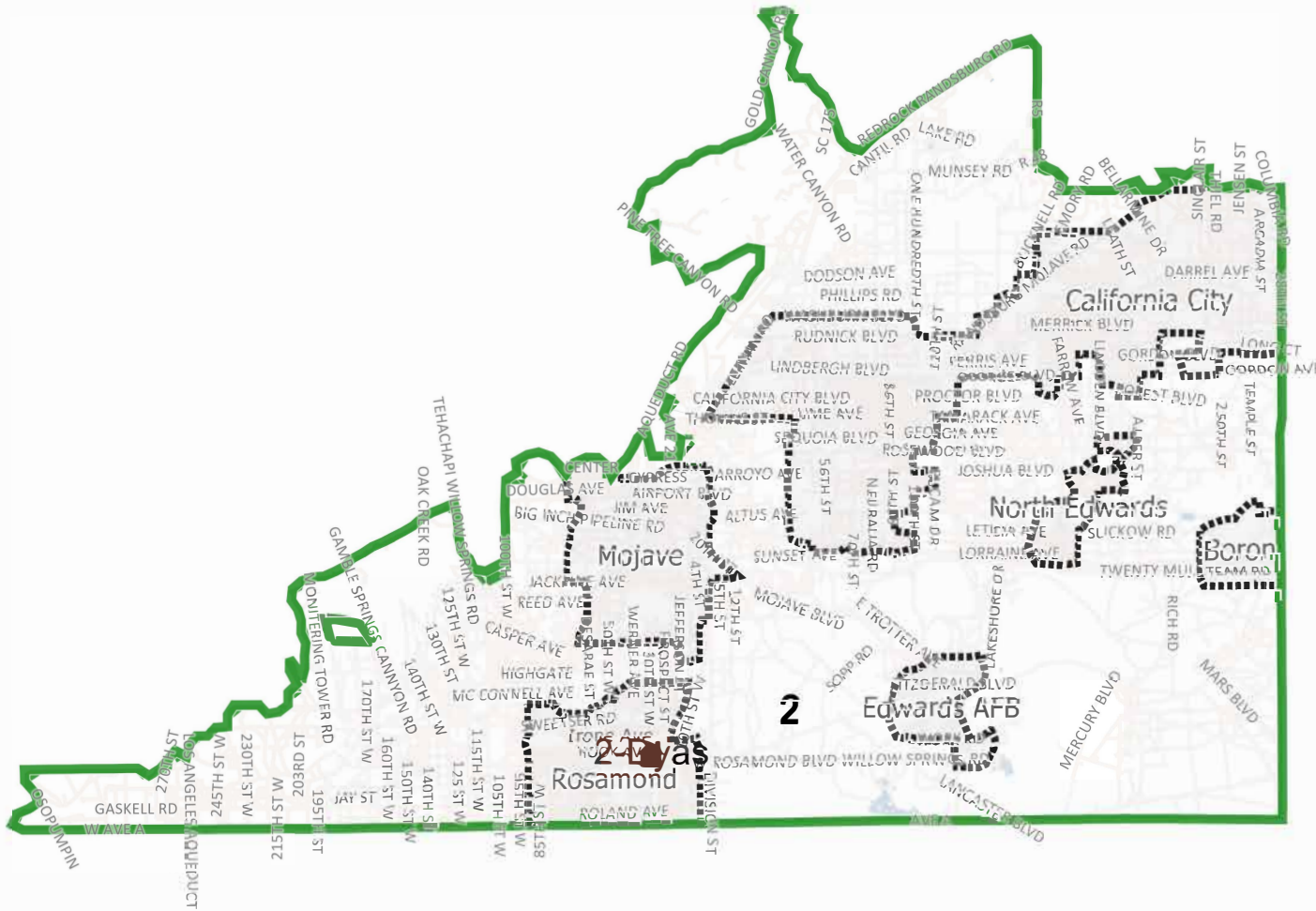
# District: 1

Field	Value
District	1
Population	47427
Deviation	297
% Deviation	0.63%
CVAP_19	33462
% CVAP_19	70.55%
NH_Asn_CVAP_19	1530
% NH_Asn_CVAP_19	4.57%
NH_BlK_CVAP_19	6291
% NH_BlK_CVAP_19	18.80%
Hsp_CVAP_19	10202
% Hsp_CVAP_19	30.49%

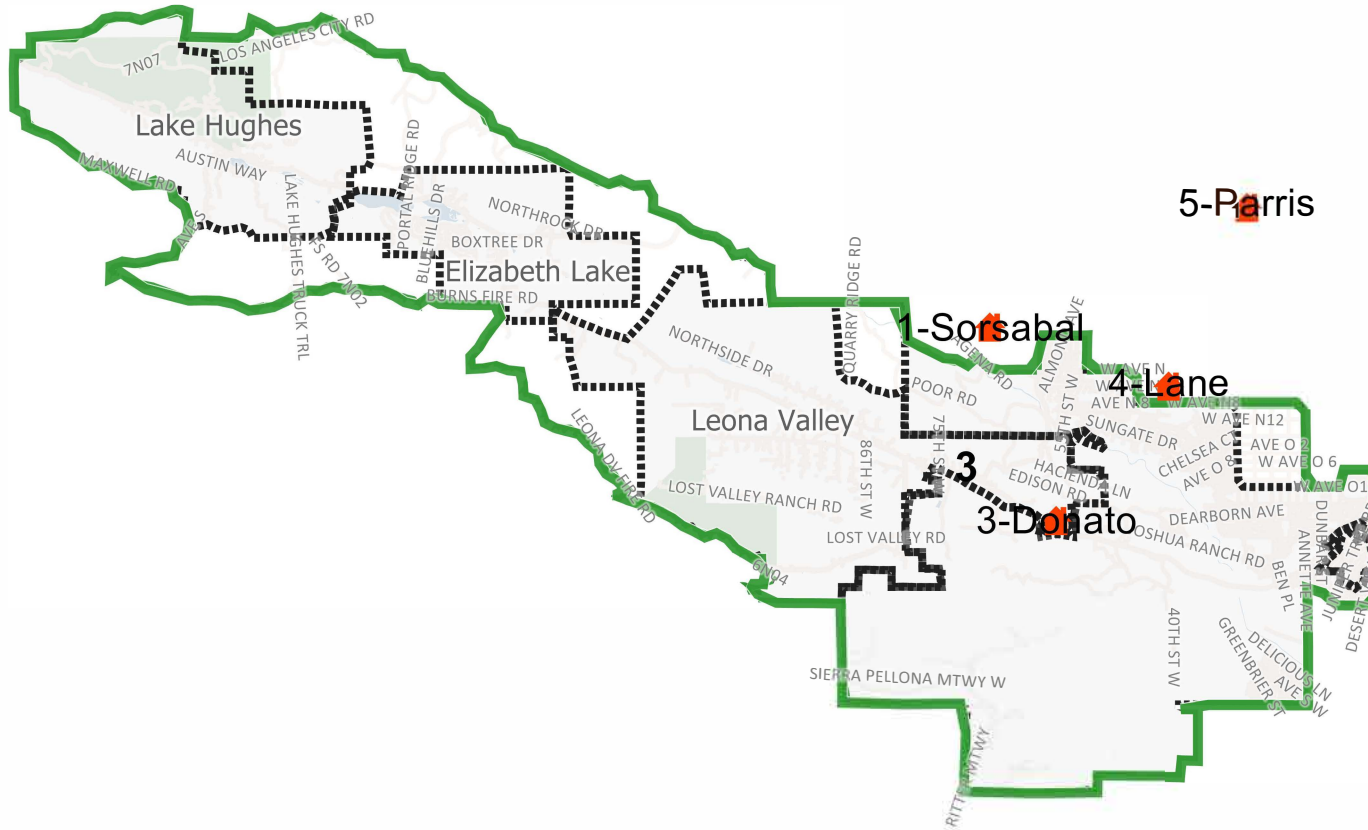


## District: 2

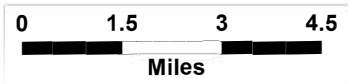
Field	Value
District	2
Population	45759
Deviation	-1371
% Deviation	-2.91%
CVAP_19	31649
% CVAP_19	69.16%
NH_Asn_CVAP_19	842
% NH_Asn_CVAP_19	2.66%
NH_BlK_CVAP_19	4687
% NH_BlK_CVAP_19	14.81%
Hsp_CVAP_19	8874
% Hsp_CVAP_19	28.04%



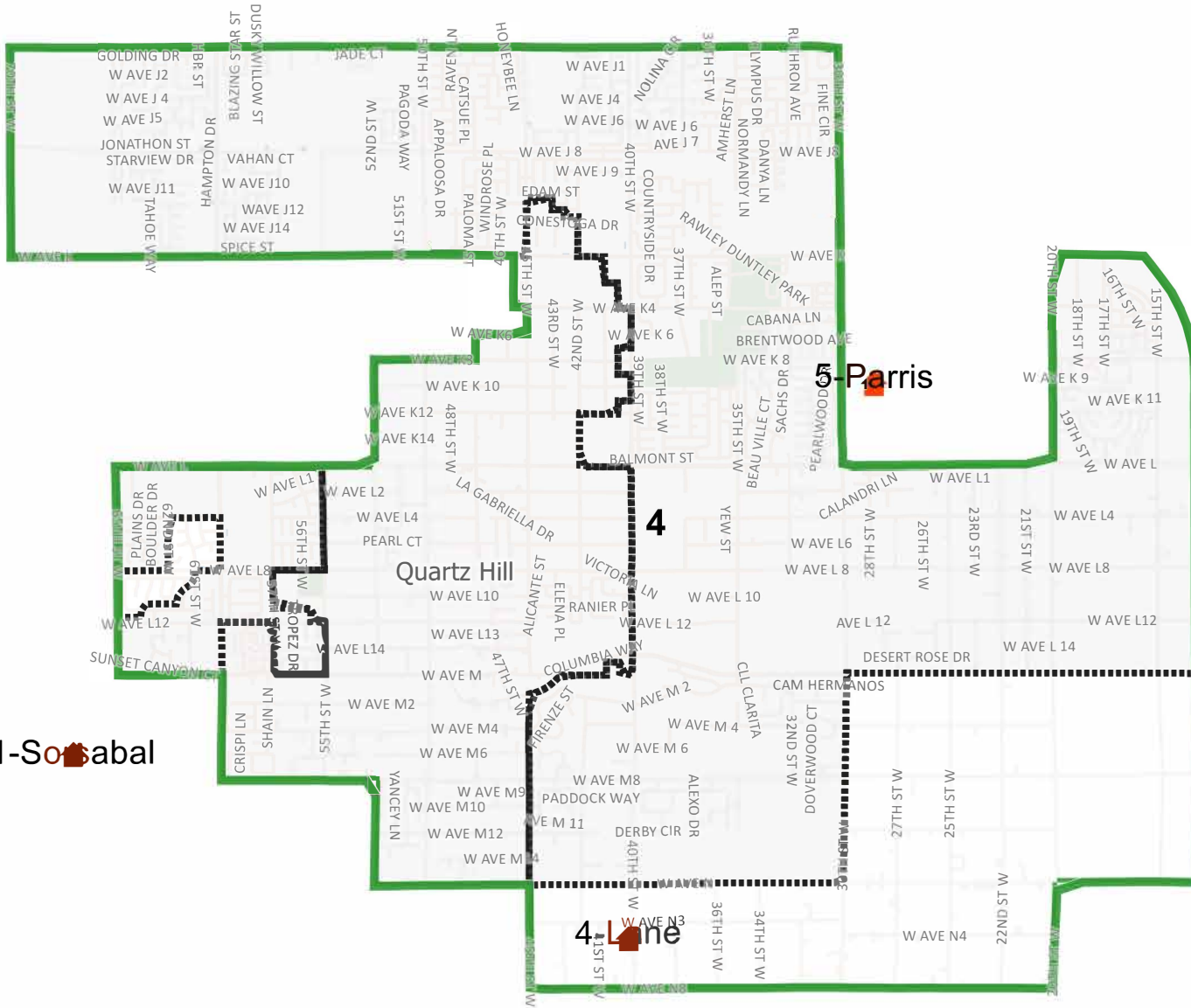
# District: 3



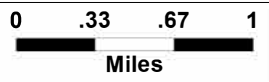
Field	Value
District	3
Population	46934
Deviation	-196
% Deviation	-0.42%
CVAP_19	29312
% CVAP_19	62.45%
NH_Asn_CVAP_19	2561
% NH_Asn_CVAP_19	8.74%
NH_Blkc_CVAP_19	3439
% NH_Blkc_CVAP_19	11.73%
Hsp_CVAP_19	9679
% Hsp_CVAP_19	33.02%



# District: 4



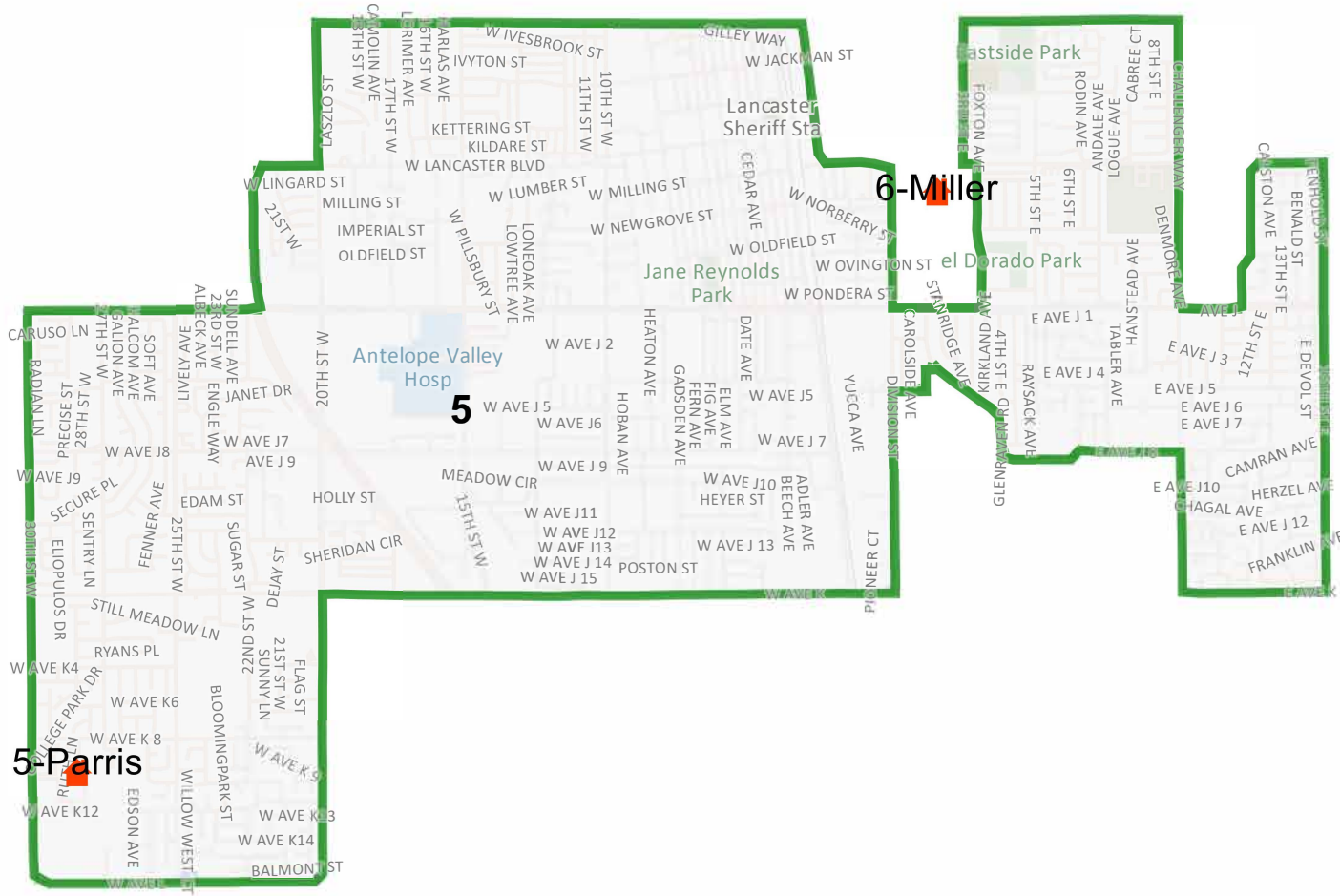
1-Soababal



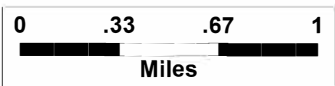
©2021 CALIPER

Field	Value
District	4
Population	47005
Deviation	-125
% Deviation	-0.27%
CVAP_19	30044
% CVAP_19	63.92%
NH_Asn_CVAP_19	1735
% NH_Asn_CVAP_19	5.77%
NH_BlK_CVAP_19	3356
% NH_BlK_CVAP_19	11.17%
Hsp_CVAP_19	8616
% Hsp_CVAP_19	28.68%

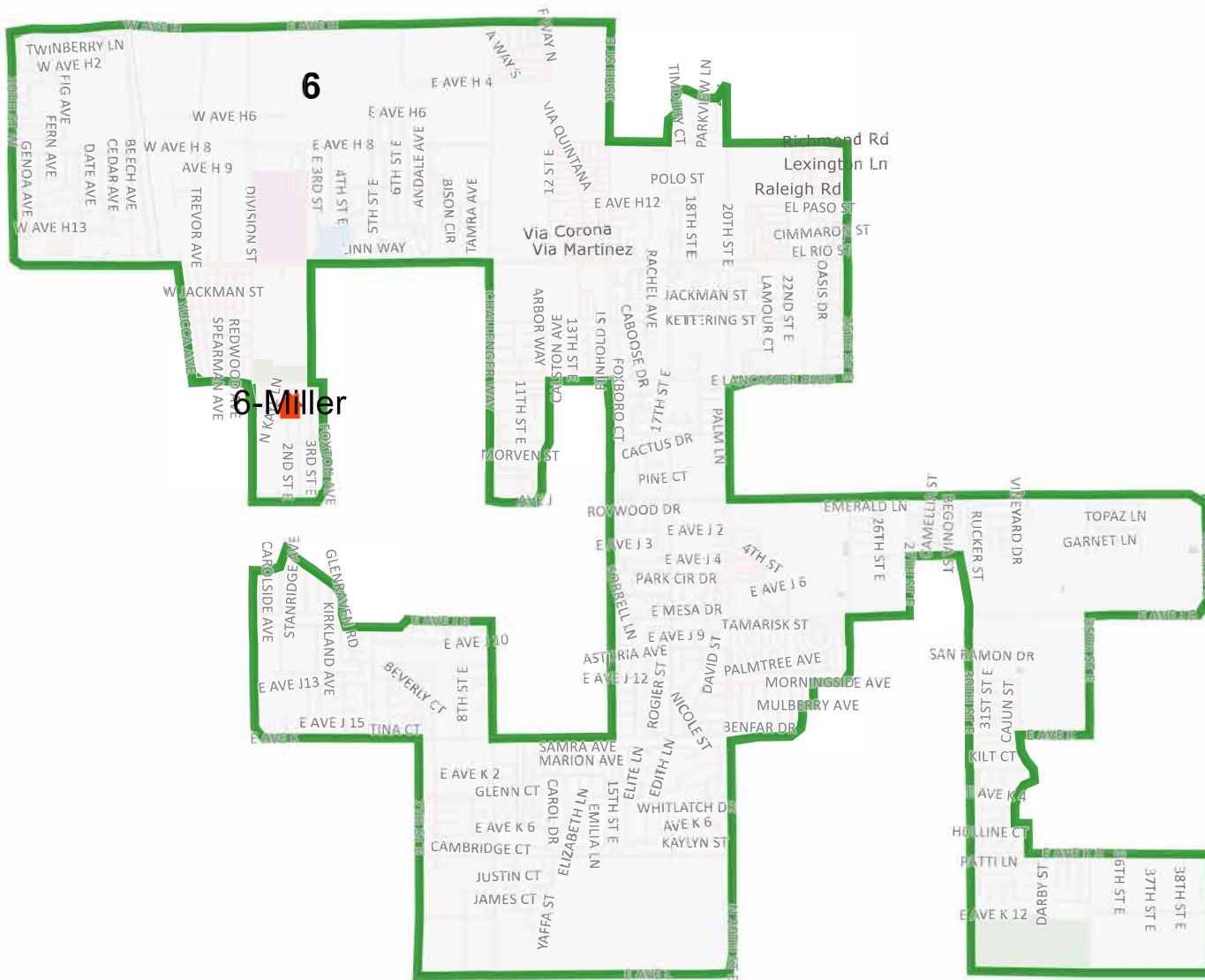
# District: 5



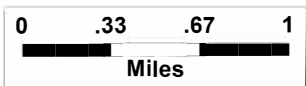
Field	Value
District	5
Population	47395
Deviation	265
% Deviation	0.56%
CVAP_19	29460
% CVAP_19	62.16%
NH_Asn_CVAP_19	1328
% NH_Asn_CVAP_19	4.51%
NH_BlK_CVAP_19	7683
% NH_BlK_CVAP_19	26.08%
Hsp_CVAP_19	8885
% Hsp_CVAP_19	30.16%



# District: 6



Field	Value
District	6
Population	47418
Deviation	288
% Deviation	0.61%
CVAP_19	28248
% CVAP_19	59.57%
NH_Asn_CVAP_19	1010
% NH_Asn_CVAP_19	3.58%
NH_BlK_CVAP_19	6288
% NH_BlK_CVAP_19	22.26%
Hsp_CVAP_19	14178
% Hsp_CVAP_19	50.19%



# District: 7

Field	Value
District	7
Population	47973
Deviation	843
% Deviation	1.79%
CVAP_19	30543
% CVAP_19	63.67%
NH_Asn_CVAP_19	1131
% NH_Asn_CVAP_19	3.70%
NH_BlK_CVAP_19	2706
% NH_BlK_CVAP_19	8.86%
Hsp_CVAP_19	11483
% Hsp_CVAP_19	37.60%

